

InteliVision 12 Touch OEM



Order code: RD112OEMBZH

12,1" display unit for ComAp controllers

Datasheet

Product description

InteliVision 12Touch OEM, marine certified industrial operator panel equipped with 12,1" colour, projected capacitive multi-touch screen without branding is dedicated together with the ComAp controllers to visualize and control multi gen-sets or engines in various applications.

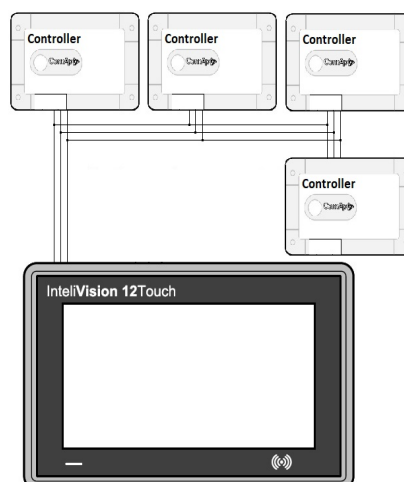
Key features

- > 12,1" Capacitive Touch Screen with resolution 1280 x 800 px
- > Multi-controller support for up to 4 controllers
- > Industrial and robust design
- > Rugged housing manufactured from a single piece of aluminium alloy
- > Temperature range from -30 to +70° C
- > Chemically strengthened front glass (8 times as strong as normal glass)
- > Sun-readable display (1000 cd/m²)
- > Automatic brightness control
- > Touch based interface, support for multi-touch gestures
- > Multiple communication capabilities
- > No company logo and no name of the display on the front face
- > Marine certified

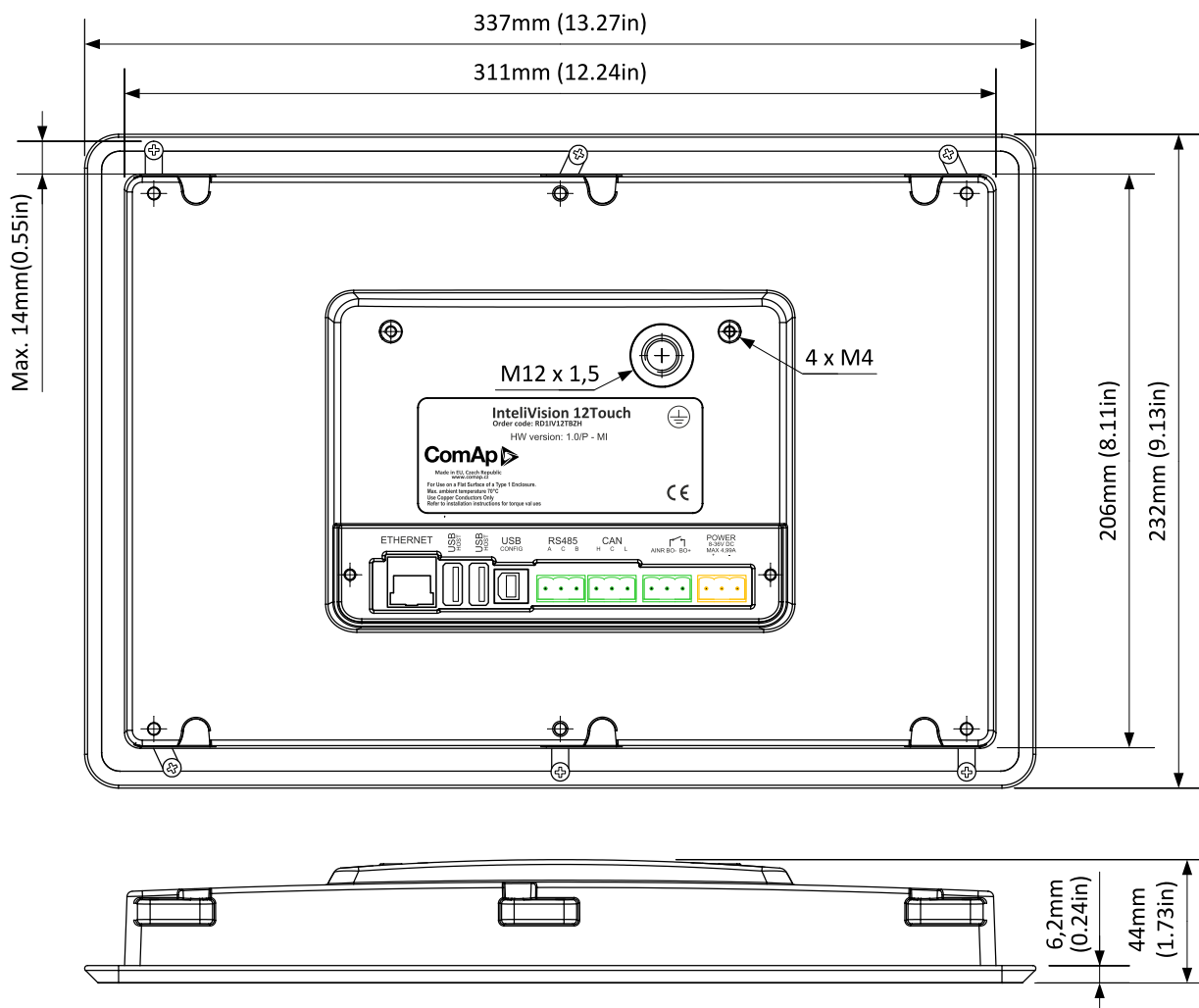
Related products

- > InteliGen GSC
- > InteliGen GSC-C
- > InteliSys GSC-C
- > InteliSys Gas
- > InteliSys^{NTC} BaseBox
- > InteliGen^{NTC} BaseBox
- > InteliMains^{NTC} BaseBox
- > InteliSys^{NTC} Hybrid
- > InteliDrive DCU Marine (from the HW version 2.0)
- > InteliDrive Mobile (from the SW version 2.6.0)

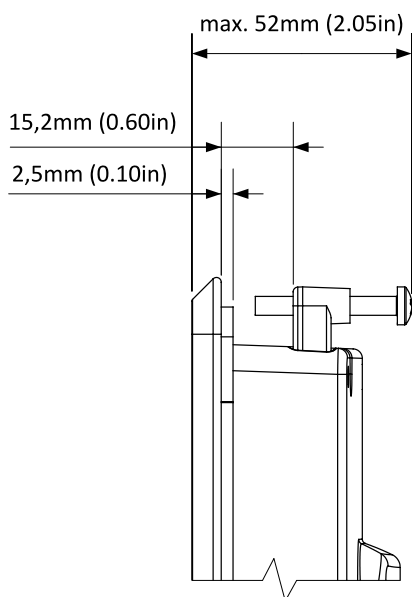
Application overview



Dimensions, terminals and mounting



Panel door mounting



Note: IntelliVision 12 Touch OEM can be mounted into the panel doors. Integrated holders are used for Display unit mounting. The recommended cut-out dimension for the unit is 311 x 206 mm (12.24 x 8.11 in). Approximately 1mm wider than the unit size on each side. The panel thickness range is 2 - 13 mm (0.08 - 0.51 in).

Technical data

Power supply

Power supply range	8-36 VDC
Power consumption (typical values)	2 A / 12 V
	1 A / 24 V
	0.7 / 36 V
	(Actual consumption depends on LCD backlight intensity and actual CPU consumption.)

Operating conditions

Operating temperature	-30 to +70° C
Storage temperature	-30 to +80° C
Front panel protection	IP65
Humidity	EN 60068-2-30:2005 25/55°C, RH 95%, 48hours
Heat radiation	32 W

Interfaces

RS-485	Galvanic Isolation Terminating resistor - DIP switch
CAN	Galvanic Isolation Terminating resistor - DIP switch
Ethernet port	100 Mbit/s
USB port B (Device)	Galvanic Isolation (Dedicated for Firmware Upgrade)
2 x USB port A (Host)	0,5 A max Overcurrent Protection Non-Isolated

Analog inputs

Resistive input	Non-Isolated 0 - 2400 Ohm Accuracy 5% (Dedicated for external LCD backlight control)
-----------------	---

Binary outputs

MOSFET	Isolated 0,5 A @ max. power supply voltage Overcurrent Protection (Active when controller's Horn output is activated)
--------	--

CPU

CPU performance	nVidia Tegra 3 4 x CPU cores (1.3 GHz) 2 x GPU cores
-----------------	--

LCD specification

LCD panel	12.1"
Resolution	1280 x 800 px
Pixel Pitch	0.204 x 0.204 mm
Color Depth	16.7M (TrueColor)
Color Pixel Arrangement	RGB vertical stripes
Luminance	1000 cd/m2
Viewing Angle (CR > 10)	-85 to +85° (H/V)
Backlight	LED

Mechanical

Housing	Aluminium Alloy
Front Glass	Chemically Strengthened Antiglare
Mounting	6 integrated clips
Weight	2400 g
Recommended cut-out	311 x 206 mm (12.24 x 8.11 in)
Minimal / maximal panel thickness	2 - 13 mm (0.08 - 0.51 in)

Operating system

OS	Microsoft Windows CE 7
----	------------------------

Other functions

Audio	Internal Buzzer (used for internal Horn feature)
-------	---

Related products

Product	Description	Order code
InteliSys Gas	Industrial grade controller for gas gen-set based CHPs and power generation applications	I2GASXXBAB
InteliSys NTC BaseBox	Premium parallel gen-set controller	IS-NTC-BB
InteliGen NTC BaseBox	Complex parallel gen-set controller	IG-NTC-BB
InteliMains NTC BaseBox	Mains Supervision Controller Base Unit	IM-NTC-BB
InteliSys ^{NTC} Hybrid	Hybrid controller unit	IS-NTC HYBRID
InteliDrive DCU Marine	Drive marine controller unit (from the HW version 2.0)	ID-DCU Marine
InteliDrive Mobile	Drive controller unit (from the SW version 2.6.0)	ID-MOBILE

Certificates and standards

EMC <ul style="list-style-type: none"> ➤ EN 61000-4-3 ed.3 - Radiated elmag. field immunity ➤ EN 61000-4-2 - Electrostatic discharge ➤ EN 61000-4-4 ed.2 - Fast low energy transients/bursts ➤ EN 61000-4-5 ed.2 - Slow high energy transient/surges ➤ EN 61000-4-6 ed.3 - Conducted high frequency interference ➤ EN 61000-6-4, table 1 - Conducted emissions ➤ EN 61000-6-4, table 1 - Radiated emission from enclosure ➤ EN 60945:03 - Maritime navigation and radiocommunication equipment and systems – General requirements - Minimal distance 80cm from the compass (valid only for InteliVision 12Touch OEM) 		  <p>(PROG.CNTRL. 4XC2)</p>    
Power supply <ul style="list-style-type: none"> ➤ VW 80101, part 3.14; ISO 16750-2 - Reset behaviour during voltage drop ➤ IEC 60533, part 7.2 - External power supply failure ➤ IEC 60533, part 7.2 Table 4 - Power supply variation ➤ EN 61000-4-29 - Operating Voltage 		
Vibration <ul style="list-style-type: none"> ➤ EN (IEC) 60068-2-6 test Fc - Sinusoidal vibration ➤ IEC 60068-2-27: Shock test 		
Temperature <ul style="list-style-type: none"> ➤ EN 60068-2-1 ed.2 - Temperature test ➤ EN (IEC) 60068-2-2 Bd - Dry heat ➤ EN (IEC) 60068-2-1 Ad - Low temperature ➤ EN (IEC) 60068-2-30, Db - Cyclic damp heat test ➤ EN (IEC) 60068-2-2 Bd - Long time Dry Heat ➤ EN (IEC) 60068-2-1, Ab, Ad - Long time Low Temperature ➤ EN 60068-2-5 - Sunshine IEC 60529 - Test of Ingress Protection (IPxx) 		
Reliability <ul style="list-style-type: none"> ➤ IEC 60092-504 - Insulation resistance ➤ EN 60695-11-5:05 - Flammability 		
List of standards is available on: https://webstore.iec.ch/		



E-mail: info@comap-control.com
Web: www.comap-control.com

ComAp 
The heart of smart control